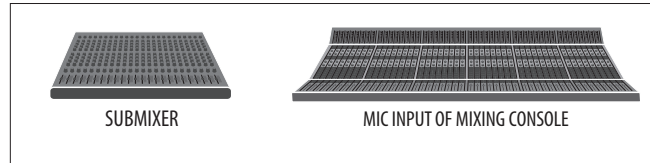
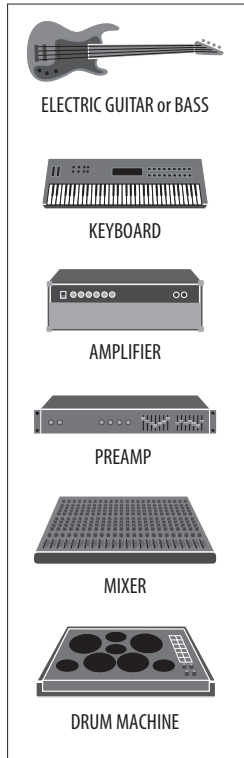



APPLICATION INFORMATION

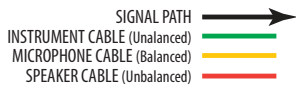
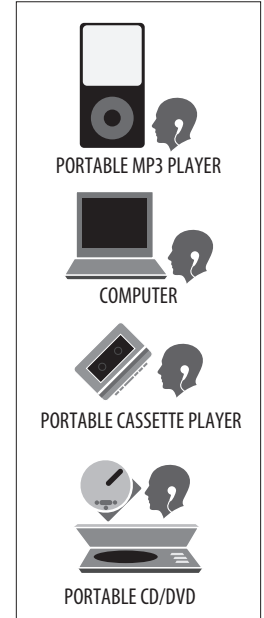
SIGNAL SOURCE



SIGNAL SOURCE



UNBALANCED STEREO HEADPHONE-LEVEL SIGNAL SOURCE



CONTROLS:

- MIC IN:** Female 3-pin XLR-type connector passes signal directly through to MIC OUT.
- INSTRUMENT:** 1/4" (6.3mm) phone jack accepts signals from instrument or other source. Input impedance-greater than 100 kohm.
- COMPUTER/iPOD INPUT:** 3.5 mm stereo mini phone jack accepts signals from unbalanced headphone-level sources such as MP3/CD/DVD players and computer audio cards.

LINE LEVEL INPUT LEFT/RIGHT: RCA phono-type jacks wired in parallel to the STEREO mini input.

GND LIFT: Rocker-type switch used to reduce hum and buzz by eliminating ground loops and providing proper grounding for various situations. Breaks connection point between input and output electrostatic shields. Only affects COMPUTER/iPOD INPUT and LINE LEVEL INPUT LEFT and RIGHT.

(continued)

CONTROLS:

(continued)

STEREO/MONO: Rocker-type switch provides input summing to combine stereo sources for mono output for applications where stereo operation is not required. Only affects COMPUTER/iPOD INPUT and LINE LEVEL INPUT LEFT and RIGHT.

MIC OUT: Male 3-pin XLR-type connector provides pass-through output for MIC IN signal. Connect to a mixing board microphone channel input.

INSTRUMENT OUT: Male 3-pin XLR-type connector provides balanced floating low-impedance output (pin 2 hot). Connect to a mixing board microphone channel input. Recommended load impedance: >1.0 kohm.

OUT L/R Male 3-pin XLR-type output jacks for connection of signal source from COMPUTER/iPOD INPUT and LINE LEVEL INPUTS LEFT and RIGHT to standard balanced line level inputs of professional audio mixers.

NOTES:

- COMPUTER/iPod inputs of the iGate Audio Gateway are intended for unbalanced stereo headphone-level sources. **It is not intended for line-level sources such as the right and left line-level outputs of a Cassette, CD or CD/DVD player.** Pro Co manufactures several TradeTools devices that will correctly interface balanced or unbalanced line-level sources with professional mixing consoles. Please consider a Pro Co DB1, DB2, AV1A or IT1 as a solution for your interface depending upon your specific application.
- L/R BALANCED OUTPUTS are connected to microphone input of house P.A. mixer or recording console.
- GND/LIFT switch settings assume the mixer is also the central ground reference point for the system. **For safety reasons all equipment should be equipped with 3-wire AC power cords and plugged into properly grounded receptacles.** Use of the GND/LIFT switch should minimize hum and buzz. If GND/LIFT switch seems non-functional, check wiring of cable plugged into the LO-Z OUTPUT. A cable with a jumper between pin 1 and the connector shell will defeat the GND/LIFT switch.

CIRCUIT DIAGRAM:

