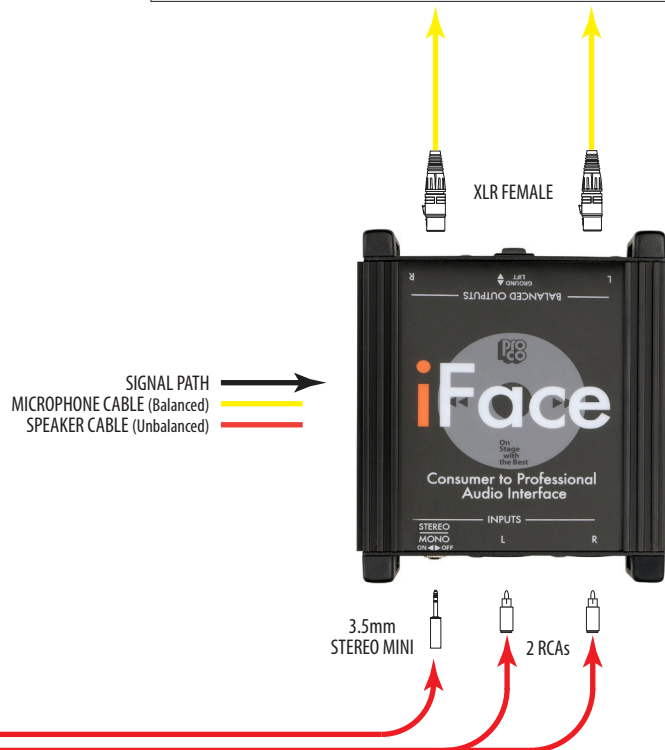
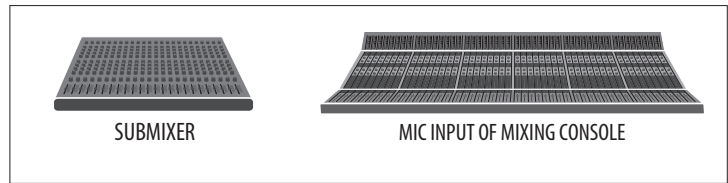
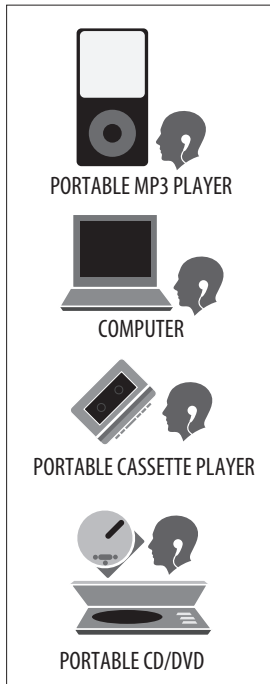


## APPLICATION INFORMATION

### UNBALANCED STEREO HEADPHONE-LEVEL SIGNAL SOURCE



## CONTROLS:

### STEREO INPUT:

3.5mm (1/8") mini phone jack accepts signals from unbalanced stereo headphone sources including desktop and laptop computers and portable audio players such as MP3 and \*CD/DVD players.

### LEFT/RIGHT INPUTS:

Recessed RCA phono jacks wired in parallel to the STEREO mini input. Intended for signals from unbalanced stereo headphone sources including desktop and laptop computers and portable audio players such as MP3 and \*CD/DVD players.

### MONO SWITCH:

Rocker switch provides input summing to combine stereo sources for mono output for applications where stereo operation is not required.

### L/R BALANCED OUTPUTS:

Male 3-pin XLR-type connector provides balanced floating low-impedance output (pin 2 hot). Connect to mixing board microphone channel input. Recommended load impedance: >1.0 kohm.

### GND/LIFT:

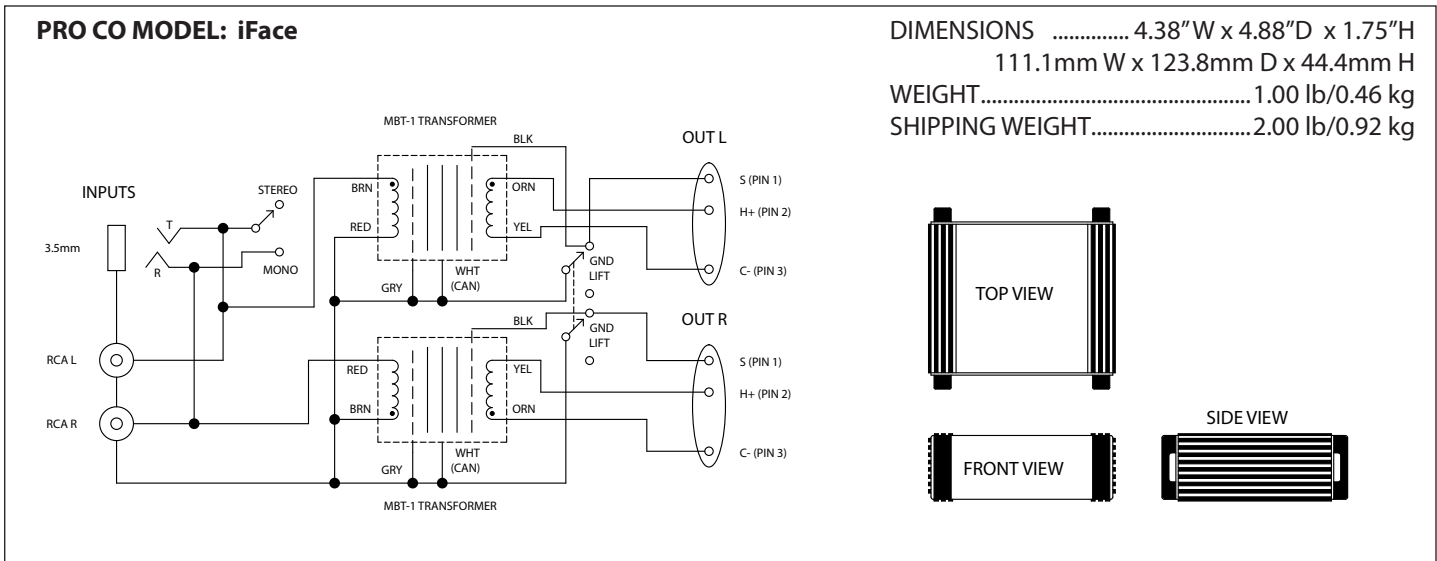
GND position connects INPUT and LO-Z OUTPUT grounds together. LIFT position "floats" LO-Z OUTPUT. Used to reduce hum and buzz by eliminating ground loops and providing proper grounding for various conditions.

\* See Note 1 on next page.

**NOTES:**

1. inputs of the iFace Portable Audio Player Interface unit are intended for unbalanced stereo headphone-level sources. **It is not intended for line-level sources such as the right and left line-level outputs of a Cassette, CD or CD/DVD player.** Pro Co manufactures several TradeTools devices that will correctly interface balanced or unbalanced line-level sources with professional mixing consoles. Please consider a Pro Co DB1, DB2, AV1A or IT1 as a solution for your interface depending upon your specific application.
2. L/R BALANCED OUTPUTS are connected to microphone input of house P.A. mixer or recording console.
3. GND/LIFT switch settings assume the mixer is also the central ground reference point for the system. **For safety reasons all equipment should be equipped with 3-wire AC power cords and plugged into properly grounded receptacles.** Use of the GND/LIFT switch should minimize hum and buzz. If GND/LIFT switch seems non-functional, check wiring of cable plugged into the LO-Z OUTPUT. A cable with a jumper between pin 1 and the connector shell will defeat the GND/LIFT switch.

**CIRCUIT DIAGRAM:**



**Other TradeTools™ Products from Pro Co**

- |        |  |       |   |
|--------|--|-------|---|
| AV1A   | Audio/Video Interface Unit   | IT4A  | Rackmount Quad Isolation Transformer Unit             |
| AVP1   | Wallplate Format Audio/Video Interface Unit                          | IT8A  | Rackmount 8-ch. Isolation Transformer Unit            |
| AVP1V  | Wallplate Format Audio/Video Interface Unit with Input Level Control | LS82  | Rackmount 8-ch. 1:2 Line Level Splitter               |
| DB1    | Professional Direct Box  | MC2   | Microphone Combiner                                   |
| DB2    | Professional Stereo Direct Box                                       | MS2   | 1:2 Microphone Splitter                               |
| DB4A   | Rackmount Quad Direct Box  | MS3   | 1:3 Microphone Splitter                               |
| DBA1   | Professional Active Direct Box                                       | MS42A | Rackmount Quad 1:2 Microphone Splitter                |
| HJ4P   | Professional Stereo headphone Junction Box                           | MS43A | Rackmount Quad 1:3 Microphone Splitter                |
| HJ6    | Headphone Junction Box   | MS82  | Rackmount 8-ch. 1:2 Microphone Splitter               |
| iFace  | Portable Audio Player Interface                                      | MS82P | Rackmount 8-ch. 1:2 Phantom Power Microphone Splitter |
| iGate  | Universal Audio Gateway  | MS83  | Rackmount 8-ch. 1:3 Microphone Splitter               |
| iPlate | Wallplate Format Portable Audio Player Interface                     | MS83P | Rackmount 8-ch. 1:3 Phantom Power Microphone Splitter |
| iRack  | Rackmount Portable Audio Player Interface                            | RA1   | Reamping Box  |
| IT1    | Isolation Transformer Unit   |       |   |
- ... plus our full line of audio cabling, snakes!**